

Category 2, EN 954-1

PNOZ X7 24 V DC/AC, PNOZ X7 AC



Emergency Stop Relay in accordance with VDE 0113 part 1, 11/98, EN 60204-1, 12/97 and IEC 204-1, 11/98

Features

- Single-channel operation

Approvals

	PNOZ X7
	●
	●
	●

Technical Data	PNOZ X7 24 V DC/AC	PNOZ X7 AC
Electrical Data		
Supply Voltage	24 V DC/AC	42, 48, 110, 115, 120, 230, 240 V AC
Tolerance	85 ... 110 %	85 ... 110 %
Power Consumption	Approx. 2 W/2 VA	Approx. 3 VA
Voltage and Current at reset circuit/feedback control loop	24 V DC, 50 mA	24 VDC, 50 mA
Switching Capability in accordance with EN 60947-4-1, 10/91	AC1: 240 V/6 A/1500 VA DC1: 24 V/6 A/150 W	240 V/3 A/700 VA 24 V/3 A/70 W
in accordance with EN 60947-5-1, 10/91	AC15: 230 V/5 A DC13: 24 V/6 A	230 V/3 A 24 V/3 A
Output Contacts	2 (N/O) safety contacts	
Contact Fusing to EN 60947-5-1, 10/91	6 A quick or 4 A slow	
Times		
Response Delay	Aver. 50 ms Max. 400 ms	Aver. 250 ms Max. 700 ms
Release Delay	Max. 85 ms	Max. 120 ms
Recovery Time	Max. 400 ms	Max. 400 ms
Max. Supply Interrupt before De-energisation	Approx. 10 ms	Approx. 10 ms
Mechanical Data		
Max. cross section of external conductors	2 x 2.5 mm ² single-core or multi-core with crimp connectors	
Dimensions (H x W x D)	87 x 22.5 x 122 mm	
Weight	190 g	240 g

Description

- 22.5 mm S-95 housing, DIN-Rail Mounting
- Relay outputs, positive guided:
 - 2 (N/O) safety contacts
- Connections:
 - e-stop button
 - reset button
- LED indicators for status and supply voltage
- Increase in the number of contacts available by connecting external contactors/relays

Operating Modes

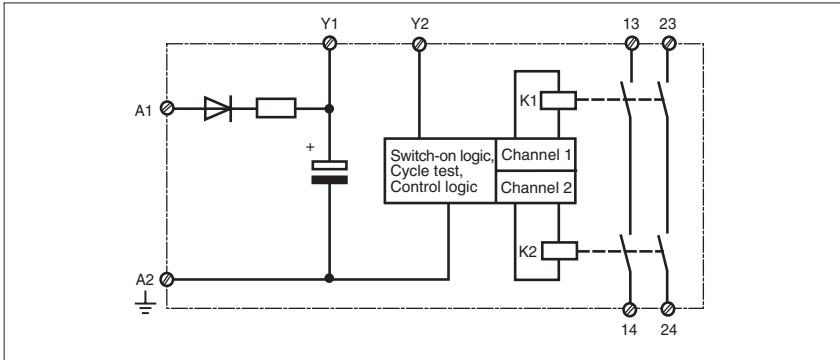
- Single-channel operation
- Automatic reset
- Manual reset

Category 2, EN 954-1

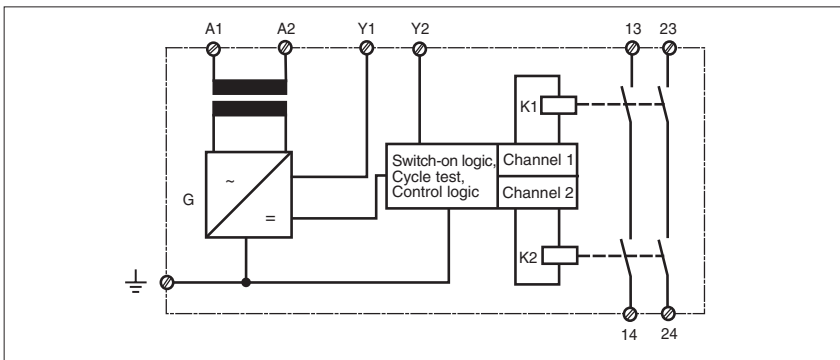
PNOZ X7 24 V DC/AC, PNOZ X7 AC

Internal Wiring Diagram

– PNOZ X7 24 V DC/AC

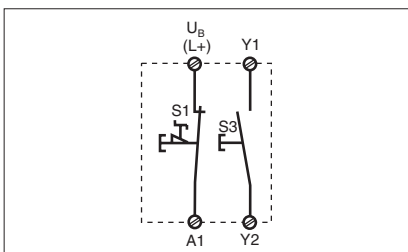


– PNOZ X7 AC



External Wiring

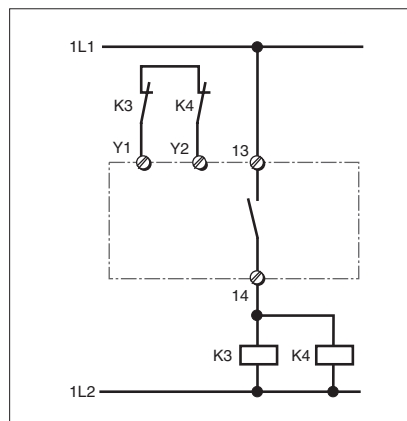
● Example 1
Single-channel E-Stop wiring with manual reset



– Key

S1: E-Stop button
S3: Reset button

● Increase in contacts
If required the number of output contacts on the PNOZ X7 can be increased using external relays / contactors.



Category 2, EN 954-1

PNOZ X7 24 V DC/AC, PNOZ X7 AC

General Technical Data

Unless stated otherwise in the technical details for the specific unit

Electrical Data

Frequency Range AC	50 ... 60 Hz
Residual Ripple DC	160 %
Contact Material	AgSnO ₂
Continuous Duty	100 %

Environmental Data

EMC	EN 50081-1, 01/92, EN 50082-2, 03/95
Vibration in accordance with EN 60068-2-6, 04/95	Frequency: 10 ... 55 Hz, Amplitude: 0.35 mm
Climatic Suitability	DIN IEC 60068-2-3, 12/86
Airgap Creepage	DIN VDE 0110 part 1, 04/97
Ambient Temperature	-10 ... +55 °C
Storage Temperature	-40 ... +85 °C

Mechanical Data

Torque Setting on Connection Terminals	0.6 Nm (screws)
Mounting Position	Any
Housing Material	Thermoplast Noryl SE 100
Protection	Mounting: IP 54 Housing: IP 40 Terminal Range: IP 20

The units were tested in accordance with the relevant standards current at the time of development.

Order References

Type	U _B	Order No.
PNOZ X7	24 V ACDC	774 059
PNOZ X7	42 V AC	774 058
PNOZ X7	48 V AC	774 049
PNOZ X7	110 V AC	774 053
PNOZ X7	115 V AC	774 054
PNOZ X7	120 V AC	774 055
PNOZ X7	230 V AC	774 056
PNOZ X7	240 V AC	774 057